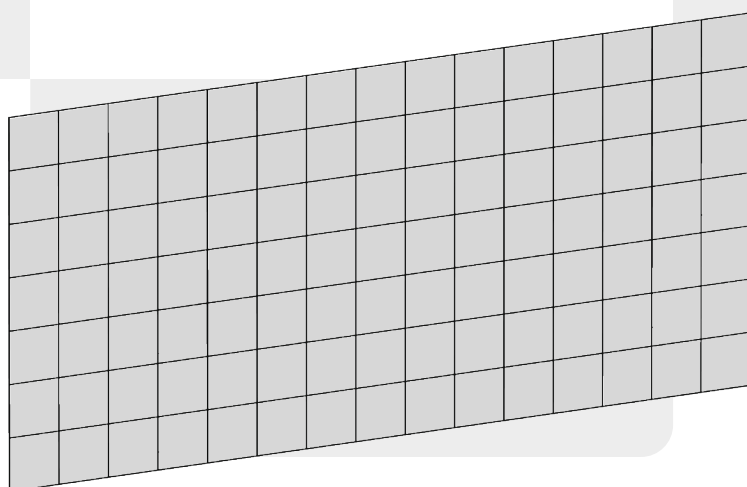



fitt əgix®

Designing wellness

Kit with mesh and filter

**Installation, operation and
maintenance manual.**



fitt əgix®

mesh kit with filter installation instructions

MESH KIT WITH FILTER INSTALLATION INSTRUCTIONS

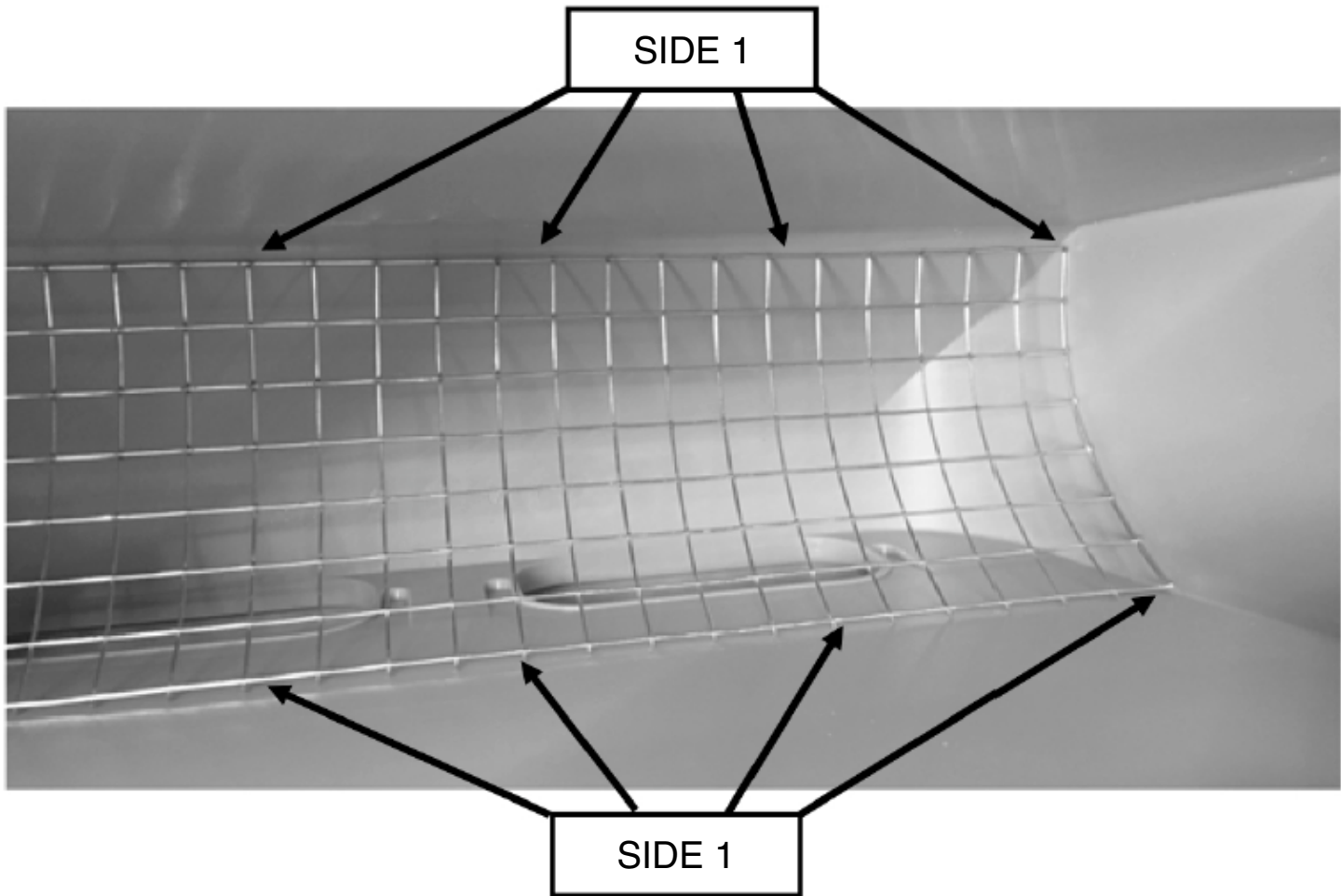


INSTRUCTIONS

WARNING:
Handle the sharp parts of the metal mesh with care!

Evenly bend the metal mesh along the short side as shown in the image. Insert the mesh with the convex side facing inside the adapter and position “side 1,” indicated by the “side 1” arrows, on the bend of the adapter.

Apply light pressure on “side 2” of the mesh to ensure it remains firmly in place, then proceed with positioning the supplied filter. Complete the installation by fitting the grille (not included).



FITT VENTILATION SOLUTIONS

This is the business area of the FITT Group that develops professional solutions, manufacturing complete HRV (Heat Recovery Ventilation) and air distribution systems for the air quality of residential environments, for energy saving and the comfort of people.

For more information:

AIRPLAST S.r.l. a sole shareholder company

Head Office: Via Piave, 8 – 36066 Sandrigo (VI), Italy

Warehouse - Production: Via Aldo Moro, 10 – 36060 Pianezze (VI), Italy

Tel: +39 0424 1754519 | airplast.it

Airplast S.r.l. is a company of the FITT Group