

-B/04 series supply air PVC grilles

-B/04 series SUPPLY AIR PVC GRILLES



FEATURES

Supply air grille with individually adjustable horizontal flaps.

Construction material: anti-condensation PVC

Color: White RAL 9010

Flap pitch: 20mm

Extinguishing grade: Class V0

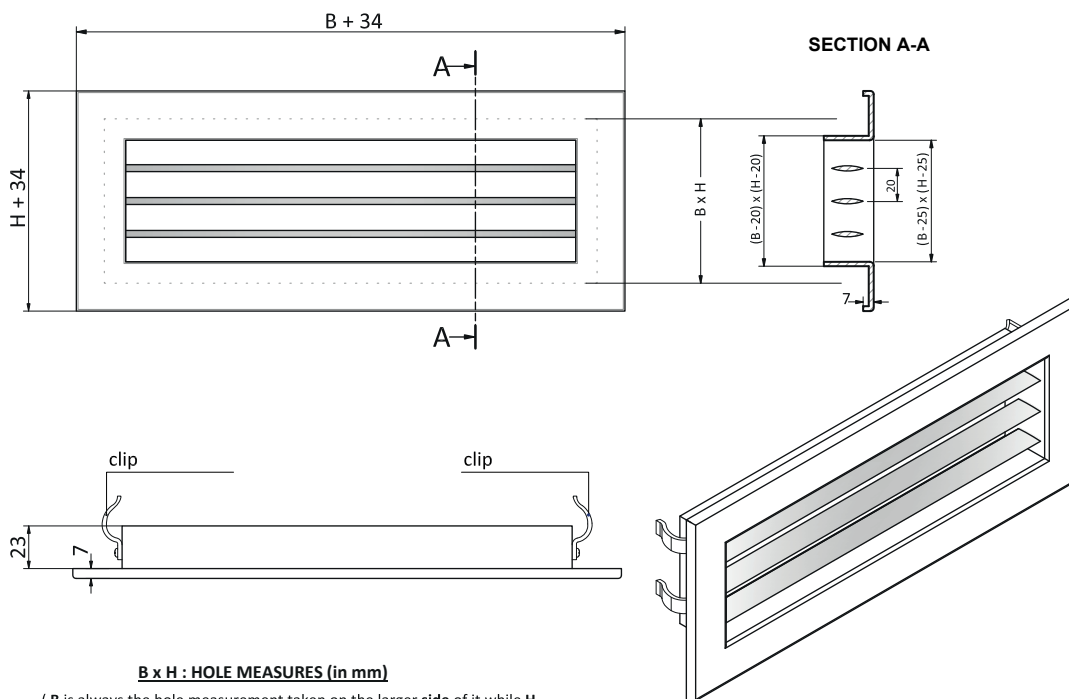
Operating temperature: -30°C/+60°C

Fixing methods: Clips, screws, magnets

ACCESSORIES

- Calibration dampers series -S/01,
- Galvanized sheet metal counterframes series -C/01,
- Polycarbonate plenums -EP/01 series or PVC plenums. For sizes 200/300/400x100, "VMAD" adapters are also usable.

DIMENSIONS



QUICK SELECTION TABLE

Code	Hole size BxH [mm]	Actual flow area [m ²]	Flow rate (m ³ /h) with v= 1 m/s <small>Pressure drop: 2 Pa</small>	Flow rate (m ³ /h) with v= 2 m/s <small>Pressure drop: 4 Pa</small>	Flow rate (m ³ /h) with v= 2.5 m/s <small>Pressure drop: 7 Pa</small>	Flow rate (m ³ /h) with v= 3 m/s <small>Pressure drop: 9 Pa</small>	Flow rate (m ³ /h) with v= 4 m/s <small>Pressure drop: 15 Pa</small>
-B/04200X100B	200x100	0.0130	47	94	117	140	187
-B/04300X100B	300x100	0.0210	76	151	189	227	302
-B/04400X100B	400x100	0.0280	101	202	252	302	403
-B/04500X100B	500x100	0.0350	126	252	315	378	504
-B/04600X100B	600x100	0.0430	155	310	387	464	619
-B/04300X150B	300x150	0.0330	119	238	297	356	475
-B/04400X150B	400x150	0.0450	162	324	405	486	648
-B/04500X150B	500x150	0.0570	205	410	513	616	821
-B/04600X150B	600x150	0.0690	248	497	621	745	994
-B/04700X150B	700x150	0.0810	292	583	729	875	1166
-B/04800X150B	800x150	0.0930	335	670	837	1004	1339
-B/04200X200B	200x200	0.0300	108	216	270	324	432
-B/04300X200B	300x200	0.0470	169	338	423	508	677
-B/04400X200B	400x200	0.0640	230	461	567	691	922
-B/04500X200B	500x200	0.0810	292	583	729	875	1166
-B/04600X200B	600x200	0.0980	353	706	882	1058	1411
-B/04700X200B	700x200	0.1150	414	828	1035	1242	1656
-B/04800X200B	800x200	0.1320	475	950	1188	1426	1901
-B/041000X200B	1000x200	0.1660	598	1195	1494	1793	2390
-B/04300X300B	300x300	0.0730	263	526	657	788	1051
-B/04400X300B	400x300	0.1000	360	720	900	1080	1440
-B/04500X300B	500x300	0.1260	454	907	1134	1361	1814
-B/04600X300B	600x300	0.1530	551	1102	1377	1652	2203
-B/04800X300B	800x300	0.2060	742	1483	1854	2225	2966
-B/041000X300B	1000x300	0.2590	932	1865	2331	2797	3730
-B/04400X400B	400x400	0.1360	490	979	1224	1469	1958
-B/04600X400B	600x400	0.2080	749	1498	1872	2246	2995
-B/04800X400B	800x400	0.2800	1008	2016	2528	3024	4032
-B/041000X400B	1000x400	0.3530	1271	2542	3177	3812	5083

v = speed through the grille

Parameters for flow rates on table: -flaps inclined 0°; - damper closure (if any) = 0%; - supply air temperature = 16°C; - room air temperature = 26°

Correspondence between the value of the crossing speed **v** and the noise index **NR**, indicating the type of installation environments:

- for v = 1 m/s - noise ratio NR<10 (in all rooms for HRV systems).
- for v = 2 m/s - noise ratio 10<NR<15 (concert halls, libraries)
- For v = 2.5 m/s - noise ratio 15<NR<20 (apartments, hotel rooms, hospital rooms)
- For v = 3 m/s - noise ratio 20<NR<25 (hotel rooms, radio studios)
- for v = 4 m/s - noise ratio 30<NR<35 (offices in general, restaurants)

GRILLE FIXING SYSTEMS (AMONG THEM ALTERNATIVE): CLIPS, SCREWS, MAGNETS

Each of the three systems is not included in the supply price of the grille but is quoted separately. Unless otherwise specified by the customer, FITT AGIX provides the standard fastening system, i.e., the one with the clips (that are delivered already attached to the grille).

Of the three fixing systems, the one with screws, in particular, corresponds to a grille that is not provided with holes and therefore delivered aesthetically identical to a grille provided with clips or magnets.

CLIPS ("Standard" system. Separated article: code **-CLIPS** indicates only No.1 clip)

The set of clips supplied and installed at the manufacturing site on the grille is in a number dependent on the size of the grille. In particular:

- to the grille having the largest side B measuring less than or equal to 600 mm the number is of No.4 clips,
- to the grille having the largest side B measuring between 700mm and 1000 mm the number is of No.6 clips.

Photo of the rear part of a **-B/01** series "standard" supply grille



SCREWS (Upon request. Separated article: the code for No.1 screw is **-VITI**)

The screws, made of galvanized steel, are supplied painted RAL 9010 on the heads. The grille frame is easily drilled by the customer, who can freely choose the location of the holes.

A set of No. 4 screws is provided for any size of grilles, except for grilles having the largest side equal to 1000 mm for which the set provides No. 8 screws.



MAGNETS (Upon request. Separated article: the code for No.1 magnet is **-M/01**)

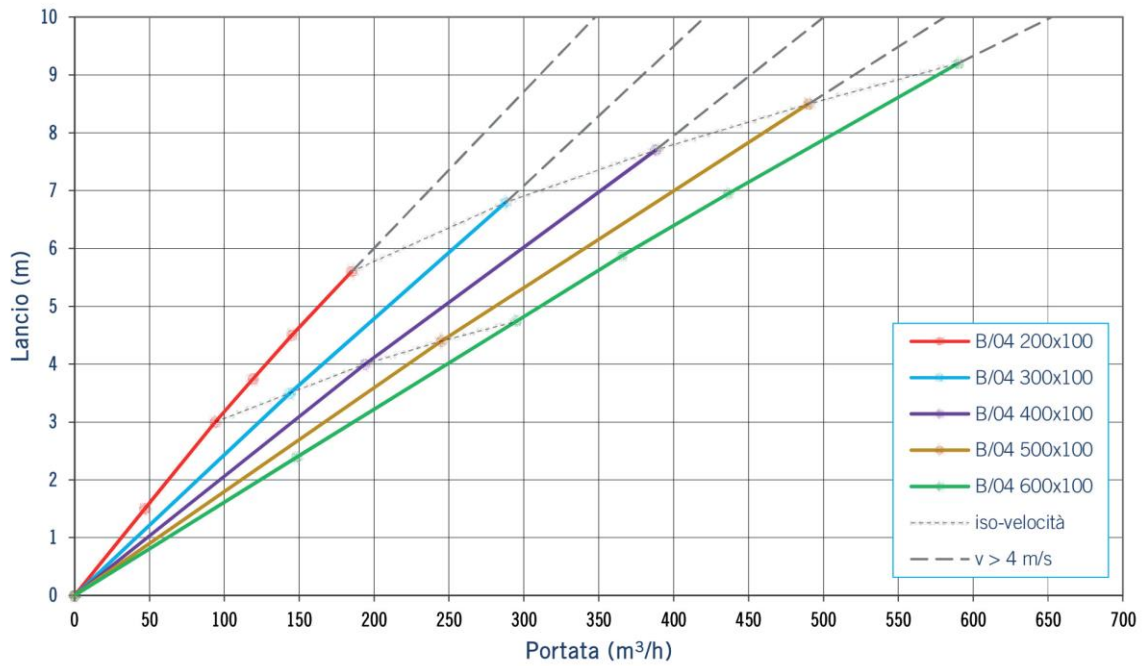
The magnet attachment system is particularly suitable where there is a need for frequent maintenance. The magnets are supplied already assembled with the grille. The set of magnets supplied with each grille is in a number dependent on the nominal size of the grille:



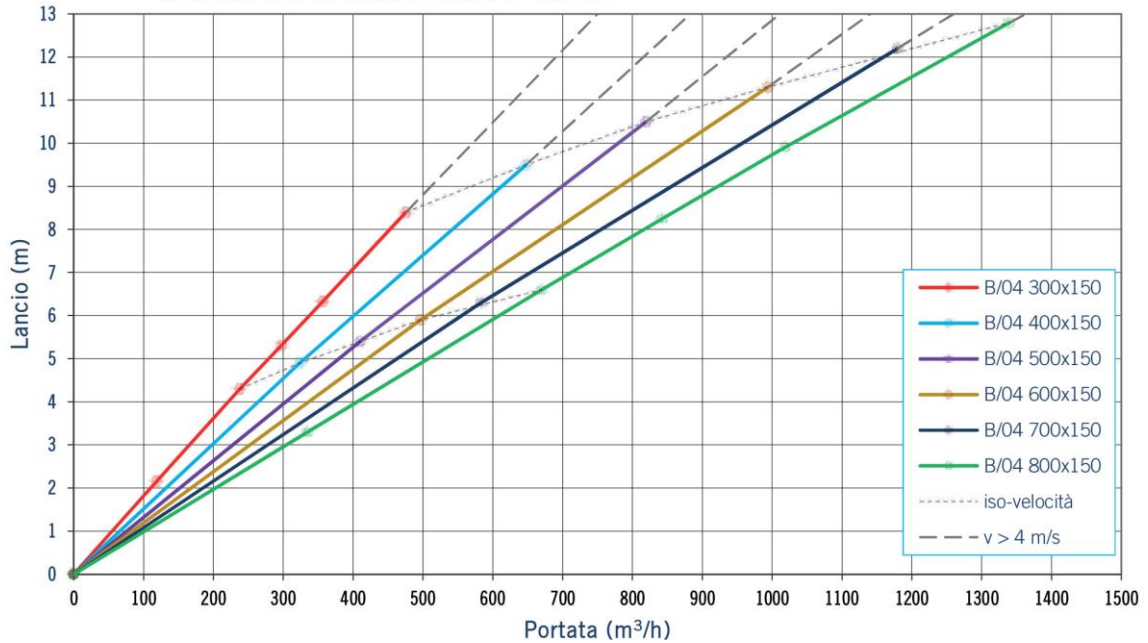
	Set of no.4 magnets	Set of no.6 magnets	Set of no.8 magnets	Set of no.10 magnets
Nominal size BxH	200x100	600x100	800x150	1000x200
	300x100	600x150	800x200	1000x300
	400x100	700x150	800x300	1000x400
	500x100	500x200	800x400	
	300x150	600x200		
	400x150	700x200		
	500x150	500x300		
	200x200	600x300		
	300x200	600x400		
	400x200			
	300x300			
	400x300			
	400x400			

GRAPHS

Lancio (in mt, calcolato con velocità terminale $v_t = 0,25$ m/s) delle bocchette B/04 di misura nominale $H=100$ mm

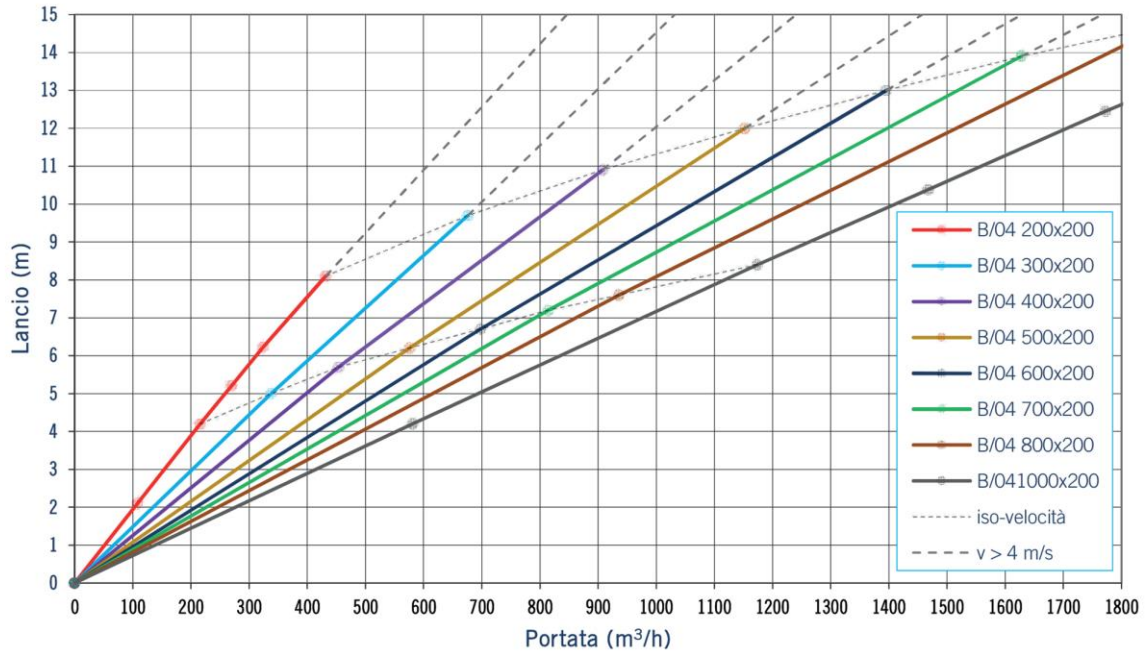


Lancio (in mt, calcolato con velocità terminale $v_t = 0,25$ m/s) delle bocchette B/04 di misura nominale $H=150$ mm

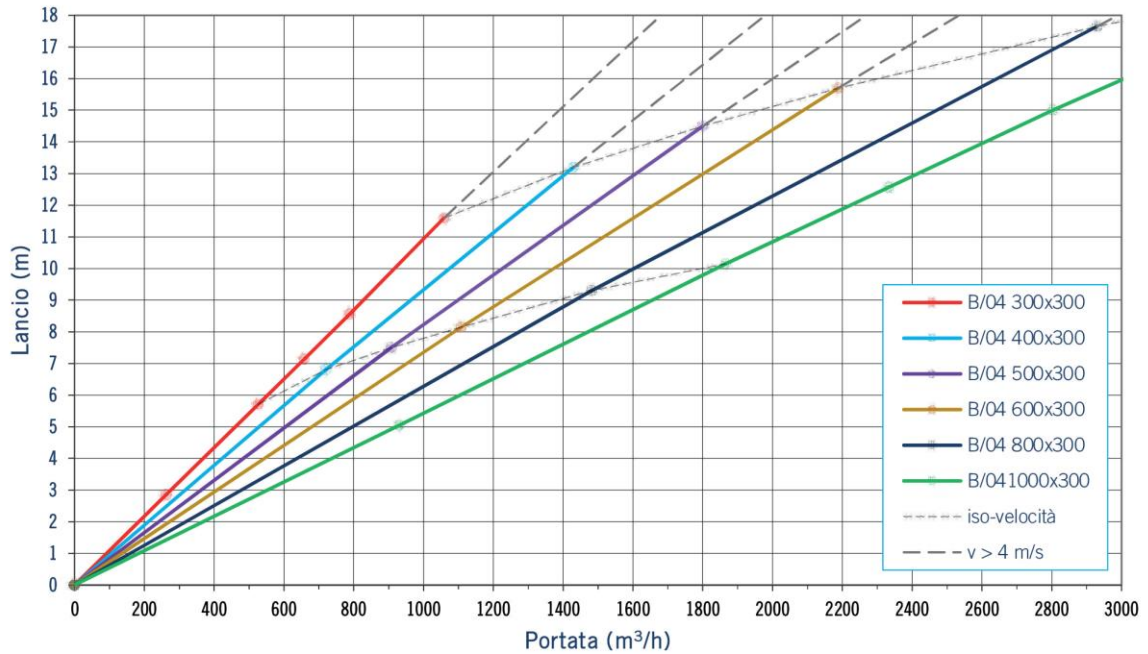


GRAPHS

Lancio (in mt, calcolato con velocità terminale $v_t = 0,25$ m/s) delle bocchette B/04 di misura nominale $H=200$ mm

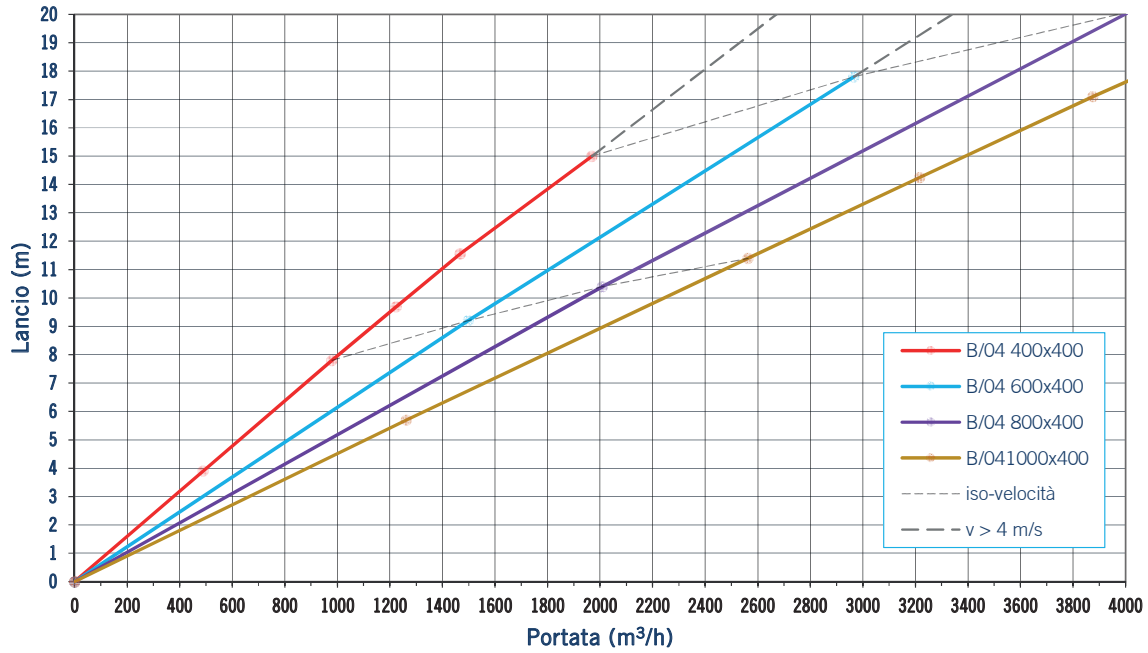


Lancio (in mt, calcolato con velocità terminale $v_t = 0,25$ m/s) delle bocchette B/04 di misura nominale $H=300$ mm



GRAPHS

Lancio (in mt, calcolato con velocità terminale $v_t = 0,25$ m/s) delle bocchette B/04 di misura nominale H=400 mm



REV 02/2025